

**The following resources related to this article are available online at [www.sciencemag.org](http://www.sciencemag.org) (this information is current as of September 22, 2009 ):**

**Updated information and services**, including high-resolution figures, can be found in the online version of this article at:

<http://www.sciencemag.org/cgi/content/full/325/5947/1521>

**Supporting Online Material** can be found at:

<http://www.sciencemag.org/cgi/content/full/325/5947/1521/DC1>

A list of selected additional articles on the Science Web sites **related to this article** can be found at:

<http://www.sciencemag.org/cgi/content/full/325/5947/1521#related-content>

This article **cites 27 articles**, 2 of which can be accessed for free:

<http://www.sciencemag.org/cgi/content/full/325/5947/1521#otherarticles>

This article has been **cited by** 1 articles hosted by HighWire Press; see:

<http://www.sciencemag.org/cgi/content/full/325/5947/1521#otherarticles>

This article appears in the following **subject collections**:

Physics

<http://www.sciencemag.org/cgi/collection/physics>

Information about obtaining **reprints** of this article or about obtaining **permission to reproduce this article** in whole or in part can be found at:

<http://www.sciencemag.org/about/permissions.dtl>

ble spectra could easily push this effect to higher frequencies that are beneficial for a variety of practical applications (30).

### References and Notes

- D. Schurig, J. B. Pendry, D. R. Smith, *Opt. Express* **15**, 14772 (2007).
- A. V. Kildishev, W. Cai, U. K. Chettiar, V. M. Shalae, *N. J. Phys.* **10**, 115029 (2008).
- J. B. Pendry, D. Schurig, D. R. Smith, *Science* **312**, 1780 (2006).
- Z. Liu, H. Lee, Y. Xiong, C. Sun, X. Zhang, *Science* **315**, 1686 (2007).
- H.-T. Chen *et al.*, *Appl. Phys. Lett.* **93**, 091117 (2008).
- J. N. Gollub, J. Y. Chin, T. J. Cui, D. R. Smith, *Opt. Express* **17**, 2122 (2009).
- H.-T. Chen *et al.*, *Nature Photon.* **2**, 295 (2008).
- I. Gil *et al.*, *Electron. Lett.* **40**, 1347 (2004).
- M. M. Qazilbash *et al.*, *Appl. Phys. Lett.* **92**, 241906 (2008).
- W. J. Padilla, A. J. Taylor, C. Highstreet, L. Mark, R. D. Averitt, *Phys. Rev. Lett.* **96**, 107401 (2006).
- A. Degiron, J. J. Mock, D. R. Smith, *Opt. Express* **15**, 1115 (2007).
- T. Driscoll *et al.*, *Appl. Phys. Lett.* **93**, 024101 (2008).
- I. V. Shadrivov, N. A. Zharova, A. A. Zharov, Y. S. Kivshar, *Phys. Rev. E Stat. Nonlin. Soft Matter Phys.* **70**, 046615 (2004).
- T. Driscoll *et al.*, *Appl. Phys. Lett.* **91**, 062511 (2007).
- M. Di Ventra, Y. V. Pershin, L. O. Chua, *Proc. IEEE* **97**, 1371 (2009).
- Materials and methods are available as supporting material on Science Online.
- A. Zylbersztejn, N. F. Mott, *Phys. Rev. B Solid State* **11**, 4383 (1975).
- B.-G. Chae, H.-T. Kim, D.-H. Youn, K.-Y. Kang, *Physica B* **369**, 76 (2005).
- S. Lysenko *et al.*, *Appl. Surf. Sci.* **252**, 5512 (2006).
- M. M. Qazilbash *et al.*, *Science* **318**, 1750 (2007).
- T. Driscoll, H. T. Kim, B. G. Chae, M. Di Ventra, D. N. Basov, *Appl. Phys. Lett.* **95**, 043503 (2009).
- R. Lopez, L. A. Boatner, T. E. Haynes, R. F. Haglund Jr., L. C. Feldman, *Appl. Phys. Lett.* **85**, 1410 (2004).
- G. V. Eleftheriades, O. Siddiqui, A. K. Iyer, *Microwave Wireless Compon. Lett. IEEE* **13**, 51 (2003).
- J. D. Baena *et al.*, *Microwave Theory Tech. IEEE Trans.* **53**, 1451 (2005).
- S. Tretyakov, <http://arxiv.org/abs/cond-mat/0612247> (2006).
- J. J. Yang *et al.*, *Nat. Nanotechnol.* **3**, 429 (2008).
- Y. Muraoka, Z. Hiroi, *Appl. Phys. Lett.* **80**, 583 (2002).
- H.-T. Kim *et al.*, *N. J. Phys.* **6**, 52 (2004).
- I. Shadrivov, *SPIE Newsroom* doi:10.1117/2.1200811.1390 (2008).
- V. M. Shalae, *Nature Photon.* **1**, 41 (2007).
- This work is supported by the U.S. Department of Energy (DOE), the Air Force Office of Scientific Research (AFOSR), and ETRI. Work at UCSD on VO<sub>2</sub> was supported by DOE–Basic Energy Sciences and the metamaterials work was supported by AFOSR and ETRI. M.D. acknowledges partial support from NSF. H.K. acknowledges research support from a project of the Ministry of Knowledge Economy in Korea.

### Supporting Online Material

[www.sciencemag.org/cgi/content/full/1176580/DC1](http://www.sciencemag.org/cgi/content/full/1176580/DC1)

Materials and Methods

Fig. S1

Table S1

References

20 May 2008; accepted 4 August 2009

Published online 20 August 2009;

10.1126/science.1176580

Include this information when citing this paper.

# Itinerant Ferromagnetism in a Fermi Gas of Ultracold Atoms

Gyu-Boong Jo,<sup>1\*</sup> Ye-Ryoung Lee,<sup>1</sup> Jae-Hoon Choi,<sup>1</sup> Caleb A. Christensen,<sup>1</sup> Tony H. Kim,<sup>1</sup> Joseph H. Thywissen,<sup>2</sup> David E. Pritchard,<sup>1</sup> Wolfgang Ketterle<sup>1</sup>

Can a gas of spin-up and spin-down fermions become ferromagnetic because of repulsive interactions? We addressed this question, for which there is not yet a definitive theoretical answer, in an experiment with an ultracold two-component Fermi gas. The observation of nonmonotonic behavior of lifetime, kinetic energy, and size for increasing repulsive interactions provides strong evidence for a phase transition to a ferromagnetic state. Our observations imply that itinerant ferromagnetism of delocalized fermions is possible without lattice and band structure, and our data validate the most basic model for ferromagnetism introduced by Stoner.

Magnetism is a macroscopic phenomenon with its origin deeply rooted in quantum mechanics. In condensed-matter physics, there are two paradigms for magnetism: localized spins interacting via tunneling and delocalized spins interacting via an exchange energy. The latter gives rise to itinerant ferromagnetism, which is responsible for the properties of transition metals such as cobalt, iron, and nickel. Both kinds of magnetism involve strong correlations and/or strong interactions and are not yet completely understood. For localized spins, the interplay of magnetism with d-wave superfluidity and the properties of frustrated spin materials are topics of current research. For itinerant ferromagnetism (1–7), phase transition theories are still qualitative.

We implemented the Stoner model, a textbook Hamiltonian for itinerant ferromagnetism (8), by using a two-component gas of free fer-

mions with short-range repulsive interactions, which can capture the essence of the screened Coulomb interaction in electron gases (8). However, there is no proof so far that this simple model for ferromagnetism is consistent when the strong interactions are treated beyond mean-field approaches. It is known that this model fails in one dimension, where the ground state is singlet for arbitrary interactions, or for two particles in any dimension (3). In our work, cold atoms were used to perform a quantum simulation of this model Hamiltonian in three dimensions, and we showed experimentally that this Hamiltonian leads to a ferromagnetic phase transition (2). This model was also realized in helium-3 (9), but the liquid turn into a solid phase and not into a ferromagnetic phase at high pressure. It has also been applied to neutrons in neutron stars (10).

To date, magnetism in ultracold gases has been studied only for spinor (11, 12) and dipolar (13) Bose-Einstein condensates (BECs). In these cases, magnetism is driven by weak spin-dependent interactions, which nevertheless determine the structure of the condensate because of a bosonic enhancement factor. In contrast, here we describe the simulation of quantum magnetism in a strongly interacting Fermi gas.

An important recent development in cold atom science has been the realization of superfluidity and the BEC–Bardeen-Cooper-Schrieffer (BCS) crossover in strongly interacting, two-component Fermi gases near a Feshbach resonance (14). These phenomena occur for attractive interactions for negative scattering length and for bound molecules (corresponding to a positive scattering length for two unpaired atoms). Very little attention has been given to the region of atoms with strongly repulsive interactions. One reason is that this region is an excited branch, which is unstable against near-resonant three-body recombination into weakly bound molecules. Nevertheless, many theoretical papers have proposed a two-component Fermi gas near a Feshbach resonance as a model system for itinerant ferromagnetism (15–22), assuming that the decay into molecules can be sufficiently suppressed. Another open question is the possibility of a fundamental limit for repulsive interactions. Such a limit due to unitarity or many-body physics may be lower than the value required for the transition to a ferromagnetic state. We show that this is not the case and that there is a window of metastability where the onset of ferromagnetism can be observed.

A simple mean-field model captures many qualitative features of the expected phase transition but is not adequate for a quantitative description of the strongly interacting regime. The total energy of a two-component Fermi gas of average density  $n$  (per spin component) in a volume  $V$  is given by  $E_F 2Vn \left\{ \frac{3}{10} [(1 + \eta)^{5/3} + (1 - \eta)^{5/3}] + \frac{2}{3\pi} k_F a (1 + \eta)(1 - \eta) \right\}$ , where  $E_F$  is the Fermi energy of a gas,  $k_F$  is the Fermi wave vector of a gas,  $a$  is the scattering length characterizing short-range interactions between the two components, and  $\eta = \Delta n/n = (n_1 - n_2)/(n_1 + n_2)$  is the magnetization of the Fermi gas. The local magnetization of the Fermi gas is nonzero when the gas separates into two volumes, where the densities  $n_1$  and  $n_2$  of the two spin states differ

<sup>1</sup>Massachusetts Institute of Technology–Harvard Center for Ultracold Atoms, Research Laboratory of Electronics, Department of Physics, Massachusetts Institute of Technology, Cambridge, MA 02139, USA. <sup>2</sup>Department of Physics, University of Toronto, Toronto, Ontario M5S1A7, Canada.

\*To whom correspondence should be addressed. E-mail: gyuboong@mit.edu

by  $2\Delta n$ . We studied an ensemble in which the number of atoms in each spin state is conserved. This is equivalent to a free electron gas at zero external magnetic field where the total magnetization is zero. The interaction term represents any short-range spin-independent potential. When the gas is fully polarized, it avoids the repulsive interaction but increases its kinetic energy by a factor of  $2^{2/3}$ . The phase transition occurs when the minimum in energy is at nonzero magnetization (Fig. 1A) at  $k_F a = \pi/2$ . This onset was previously discussed in the context of phase separation in a two-component Fermi gas (15–18). Figure 1B shows several consequences of the phase transition for a system at constant pressure. First, for increasing repulsive interactions, the gas expands, lowering its density and Fermi energy; kinetic energy is therefore reduced. When the gas enters the ferromagnetic phase, kinetic energy increases rapidly because of the larger local density per spin state. Furthermore, the volume has a maximum value at the phase transition. This can be understood by noting that pressure in our model is  $(2/3)E_{\text{kin}}/V + E_{\text{int}}/V$ , where  $E_{\text{kin}}$  is kinetic energy and  $E_{\text{int}}$  is interaction energy. At the phase transition, the system increases its kinetic energy and reduces its interaction energy, thus reducing the pressure. This maximum in pressure at constant volume turns into a maximum in volume for a system held at constant pressure or in a trapping potential. We have observed three predictions of this model: (i) the onset of local magnetization through the suppression of inelastic collisions, (ii) the minimum in kinetic energy, and (iii) the maximum in the size of the cloud. These qualitative features are generic for the ferromagnetic phase transition and should also be present in more-advanced models (19).

We start with an atom cloud consisting of an equal mixture of  $^6\text{Li}$  atoms in the lowest two hyperfine states, held at 590 G in an optical dipole trap with additional magnetic confinement (23). The number of atoms per spin state is approximately  $6.5 \times 10^5$ , which corresponds to a Fermi temperature  $T_F$  of  $\sim 1.4 \mu\text{K}$ . The effective temperature  $T$  could be varied between  $T/T_F = 0.1$  and  $T/T_F = 0.6$  and was determined immediately after the field ramp by fitting the spatial distribution of the cloud with a finite temperature Thomas-Fermi profile. We define  $k_F^0$  as the Fermi wave vector of the noninteracting gas calculated at the trap center. Applying the procedure discussed in (24) to repulsive interactions, we estimate that the real temperature is approximately 20% larger than the effective one. The effective temperature did not depend on  $k_F^0 a$  for  $k_F^0 a < 6$ . At higher temperatures, additional shot-to-shot noise was caused by large fluctuations in the atom number. From the starting point at 590 G, the magnetic field was increased toward the Feshbach resonance at 834 G, thus providing adjustable repulsive interactions. Because of the limited lifetime of the strongly interacting gas, it was necessary to ap-

ply the fastest possible field ramp, limited to 4.5 ms by eddy currents. The ramp time is approximately equal to the inverse of the axial trap frequency (23) and therefore only marginally adiabatic. Depending on the magnetic field during observation, either atoms or molecules and molecules were detected by absorption imaging as described in fig. S1 (25).

The emergence of local spin polarization can be observed by the suppression of (either elastic or inelastic) collisions, because the Pauli exclusion principle forbids collisions in a fully polarized cloud. We monitored inelastic three-body collisions, which convert atoms into molecules. The rate (per atom) is proportional to  $f(a,T)n_1n_2$  or  $f(a,T)n^2(1-\eta^2)$  and is therefore a measure of the magnetization  $\eta$ . For  $k_F a \ll 1$ , the rate coefficient  $f(a,T)$  is proportional to  $a^6 \max(T, T_F)$  (26). This rate can be observed by monitoring the initial drop in the number of atoms during the first 2 ms after the field ramp. We avoided longer observation times, because the increasing molecule fraction could modify the properties of the sample.

A sharp peak appears in the atom loss rate around  $k_F^0 a \approx 2.5$  at  $T/T_F = 0.12$  (Fig. 2), indicating a transition in the sample to a state with local magnetization. The gradual decrease is consistent with the inhomogeneous density of the cloud, where the transition occurs first in the center. The large suppression of the loss rate indicates a large local magnetization of the cloud.

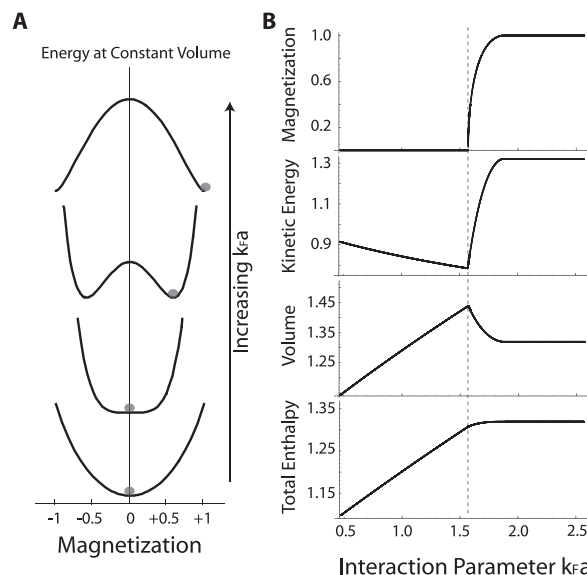
The kinetic energy of the cloud was determined by suddenly switching off the optical trap and the Feshbach fields immediately after the field ramp and then imaging state  $|1\rangle$  atoms at zero field using the cycling transition after a ballistic expansion time of  $\Delta t = 4.6$  ms. The kinetic energy was obtained from the Gaussian radial width  $\sigma_x$  as  $E_{\text{kin}} = [(3m\sigma_x^2)/(2\Delta t^2)]$  where  $m$  is the mass of the  $^6\text{Li}$  atom. A minimum of the kinetic energy at  $k_F^0 a \approx 2.2$  for the coldest temperature  $T/T_F = 0.12$  nearly coincided with

the onset of local polarization (Fig. 3). The peak in the atom loss rate occurs slightly later than the minimum of kinetic energy, probably because  $f(a,T)$  increases with  $a$  (22). Because the temperature did not change around  $k_F^0 a \approx 2.2$ , the increase in kinetic energy is not caused by heating but by a sudden change in the properties of the gas, which is consistent with the onset of ferromagnetism. The observed increase in kinetic energy is approximately 20% at  $T/T_F = 0.12$ , smaller than the value  $(2^{2/3} - 1) = 0.59$  predicted for a fully polarized gas. This discrepancy could be due to the absence of polarization or partial polarization in the wings of the cloud. Also, it is possible that the measured kinetic energy of the strongly interacting gas before the phase transition includes some interaction energy if the Feshbach fields are not suddenly switched off. For the current switch-off time of  $\sim 100 \mu\text{s}$ , this should be only a 5% effect, but the magnetic field decay may be slower because of eddy currents.

Finally, Fig. 4 shows our observation of a maximum cloud size at the phase transition, in agreement with the prediction of the model. The cloud size may not have fully equilibrated, because our ramp time was only marginally adiabatic, but this alone cannot explain the observed maximum.

The suppression of the atom loss rate, the minimum in kinetic energy, and the maximum in cloud size show a strong temperature dependence between  $T/T_F = 0.12$  and 0.22. The properties of a normal Fermi gas approaching the unitarity limit with  $k_F^0 a \gg 1$  should be insensitive to temperature variations in this range; therefore, the observed temperature dependence provides further evidence for a transition to a new phase.

At higher temperature (e.g.,  $T/T_F = 0.39$  as shown in Fig. 3), the observed nonmonotonic behavior becomes less pronounced and shifts to larger values of  $k_F^0 a$  for  $3 \leq k_F^0 a \leq 6$ . For all three observed properties (Figs. 2 to 4), a nonmonotonic behavior is no longer observed at  $T/T_F = 0.55$  (27). One interpretation is that at this temperature and

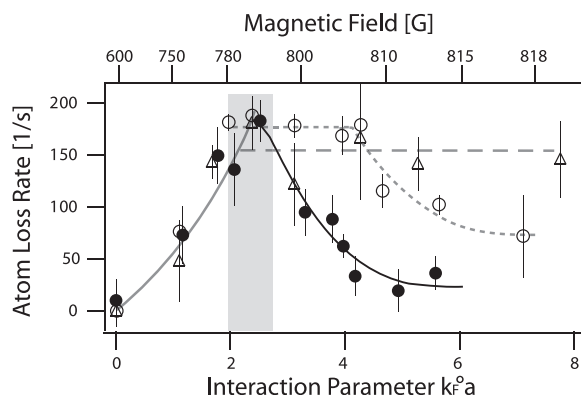


**Fig. 1.** Ferromagnetic phase transition at  $T = 0$ , according to the mean-field model described in the text. The onset of itinerant ferromagnetism occurs when the energy as a function of magnetization flips from a U shape to a W shape (A). (B) Enthalpy, volume, and kinetic energy, normalized to their values for the ideal Fermi gas, and magnetization as a function of the interaction parameter  $k_F a$ .  $k_F$  is defined by the density of the gas. The dotted line marks the phase transition.

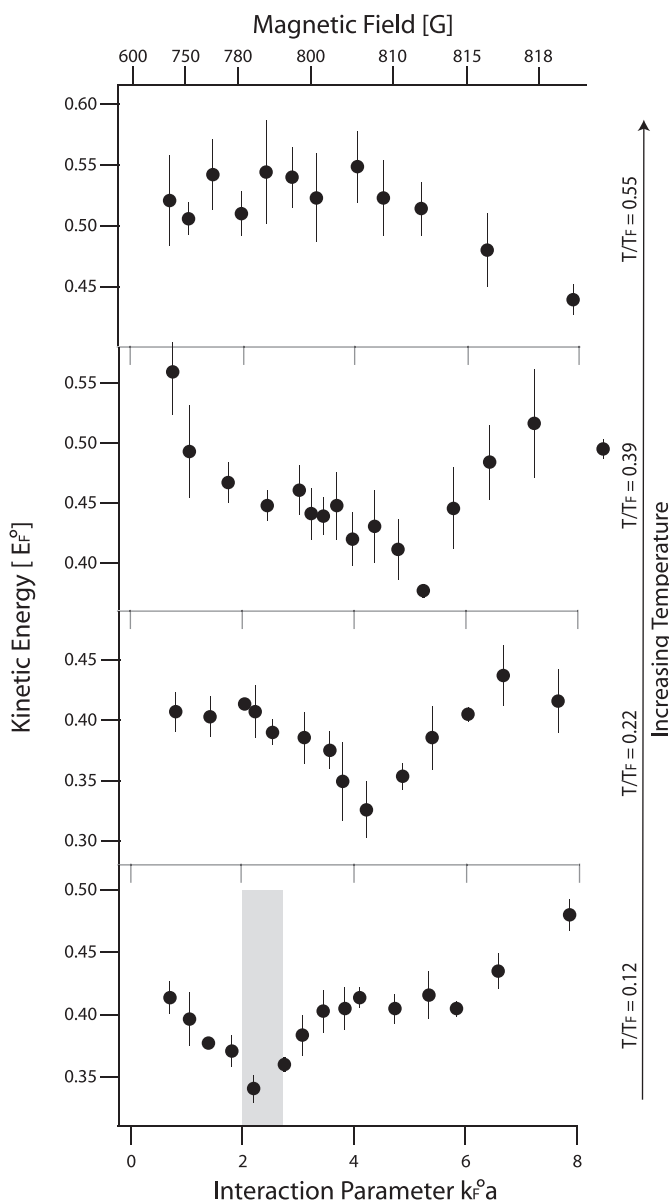
above, there is no longer a phase transition. In a mean-field approximation, a ferromagnetic phase would appear at all temperatures but for increasing values of  $k_F^0 a$ . Our observations may imply that the interaction energy saturates around  $k_F^0 a \approx 5$ .

The spin-polarized ferromagnetic state should not suffer from inelastic collisions. However, typical lifetimes were 10 to 20 ms, which were probably related to a small domain size and three-body recombination at domain walls.

**Fig. 2.** Atom loss rate as a probe for local spin polarization, for different temperatures.  $T/T_F = 0.55$  (triangles, dashed curve),  $T/T_F = 0.22$  (open circles, dotted curve), and  $T/T_F = 0.12$  (solid circles, solid black curve). The curves are guides to the eye, based on the assumption of a loss rate that saturates for increasing  $a$  in the normal state. The shaded area around the phase transition at  $T/T_F = 0.12$  highlights the same region as in Figs. 3 and 4.



**Fig. 3.** Kinetic energy of a repulsively interacting Fermi gas determined for different interaction parameters  $k_F^0 a$  and temperatures. The measured kinetic energy is normalized by the Fermi energy  $E_F^0$  of the noninteracting Fermi gas at  $T = 0$ , calculated at the trap center with the same number of atoms per spin state. Each data point represents the average of three or four measurements.



We were unsuccessful in imaging ferromagnetic domains using differential in situ phase-contrast imaging (28). A signal-to-noise level of  $\sim 10$  suggests that there were at least 100 domains in a volume given by our spatial resolution of  $\sim 3 \mu\text{m}$  and by the radial size of the cloud. This implies that the maximum volume of the spin domains is  $\sim 5 \mu\text{m}^3$ , containing  $\sim 50$  spin-polarized atoms. We suspect that the short lifetime prevented the domains from growing to a larger size and eventually adopting the equilibrium texture of the ground state, which has been predicted to have the spins pointing radially outward, like a hedgehog (20, 22). All our measurements are sensitive only to local spin polarization and are independent of domain structure and texture.

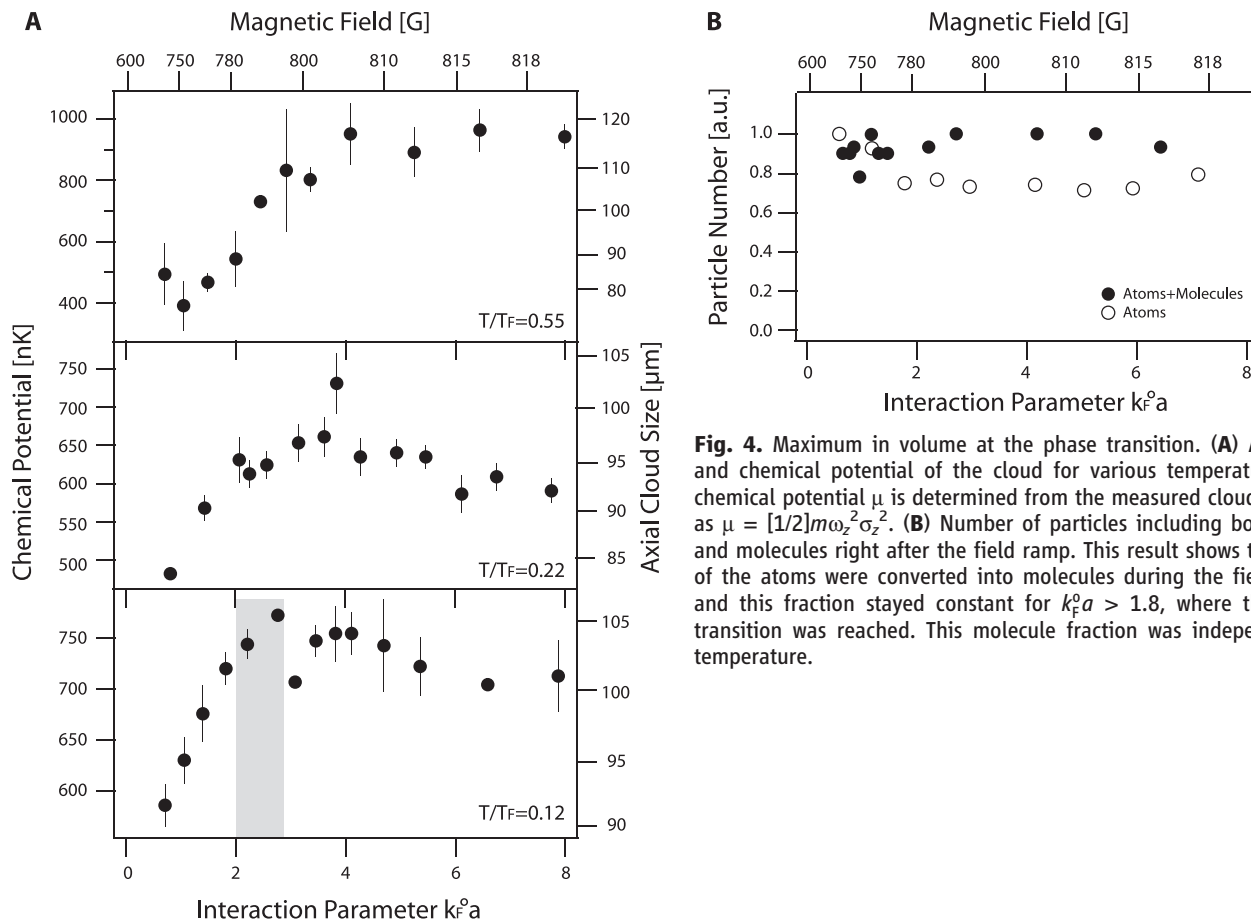
The only difference between our experiment and the ideal Stoner model is a molecular admixture of 25% (Fig. 4). The molecular fraction was constant for  $k_F^0 a > 1.8$  for all temperatures and therefore cannot be responsible for the sudden change of behavior of the gas at  $k_F^0 a \approx 2.2$  at the coldest temperature  $T/T_F = 0.12$ . This prediction was confirmed by repeating the kinetic energy measurements with a molecular admixture of 60%. The minimum in the kinetic energy occurred at the same value of  $k_F^0 a$  within experimental accuracy.

For a comparison of the observed phase transition at  $k_F^0 a \approx 2.2$  to the theoretical predictions, the ideal gas  $k_F^0$  has to be replaced by the value for the interacting gas, which is smaller by  $\sim 15\%$  because of the expansion of the cloud (Fig. 4), resulting in a critical value for  $k_F a \approx 1.9 \pm 0.2$ . At  $T/T_F = 0.12$ , the finite temperature correction in the critical value for  $k_F a$  is predicted to be less than 5% (19). The observed value for  $k_F a$  is larger than both the mean-field prediction of  $\pi/2$  and the second-order prediction of 1.054 at zero temperature (19). Depending on the theoretical approach, the phase transition has been predicted to be first or second order. This could not be discerned in our experiment because of the inhomogeneous density of the cloud.

It has been speculated (19) that earlier experiments on the measurement of the interaction energy (29) and radio frequency spectroscopy of Fermi gases (30) showed evidence for the transition to a ferromagnetic state at or below  $k_F a = 1$ . This interpretation seems to be ruled out by our experiment.

Our work demonstrates a remarkable asymmetry between positive and negative scattering length. Early work (15) predicted that for  $k_F |a| = \pi/2$ , both an attractive and a repulsive Fermi gas become mechanically unstable (against collapse and phase separation, respectively). In an attractive Fermi gas, however, the mechanical instability does not occur [due to pairing (31)], in contrast to our observations in a repulsive Fermi gas. This suggests that the maximum total repulsive energy [in units of  $3/5(2V/n)E_F$ ] is larger than the maximum attractive energy  $|\beta|$  of 0.59 (32) that is realized for infinite  $a$  (23).

The interpretation of our results in terms of a phase transition to itinerant ferromagnetism is based on the agreement with the prediction of simplified models [Fig. 1, (15–22)]. Future



**Fig. 4.** Maximum in volume at the phase transition. **(A)** Axial size and chemical potential of the cloud for various temperatures. The chemical potential  $\mu$  is determined from the measured cloud size,  $\sigma_z$ , as  $\mu = [1/2]m\omega_z^2\sigma_z^2$ . **(B)** Number of particles including both atoms and molecules right after the field ramp. This result shows that 25% of the atoms were converted into molecules during the field ramp, and this fraction stayed constant for  $k_F^0 a > 1.8$ , where the phase transition was reached. This molecule fraction was independent of temperature.

work should address how the observed signatures are modified by strong interactions and correlations. Additional insight can be obtained by varying the magnetic field ramp time over a wide range and studying the relaxation toward an equilibrium state (33).

Heisenberg and Bloch's explanation for ferromagnetism was based on exchange energy; that is, the Pauli principle and spin-independent repulsive interactions between the electrons. However, it was unknown what other "ingredients" were needed for itinerant ferromagnetism. It was not until 1995 (6, 7) that a rigorous proof was given that, in certain lattices, spin-independent Coulomb interactions can give rise to ferromagnetism in itinerant electron systems. Our finding suggests that Heisenberg's idea does not require a lattice and band structure but already applies to a free gas with short-range interactions. Our experiment can be regarded as quantum simulation of a Hamiltonian for which even the existence of a phase transition was unproven. This underlines the potential of cold atom experiments as quantum simulators for many-body physics.

#### References and Notes

- F. Bloch, *Z. Phys.* **57**, 545 (1929).
- E. Stoner, *Philos. Mag.* **15**, 1018 (1933).
- E. Lieb, D. Mattis, *Phys. Rev.* **125**, 164 (1962).
- P. W. Brouwer, Y. Oreg, B. I. Halperin, *Phys. Rev. B* **60**, R13977 (1999).
- D. Vollhardt, N. Blumer, K. Held, M. Kollar, *Metallic Ferromagnetism—An Electronic Correlation Phenomenon*, vol. 580 of *Lecture Notes in Physics* (Springer, Heidelberg, Germany, 2001).
- H. Tasaki, *Phys. Rev. Lett.* **75**, 4678 (1995).
- A. Tanaka, H. Tasaki, *Phys. Rev. Lett.* **98**, 116402 (2007).
- D. W. Snoke, *Solid State Physics: Essential Concepts* (Addison-Wesley, San Francisco, CA, 2008).
- D. Vollhardt, *Rev. Mod. Phys.* **56**, 99 (1984).
- J. Pfarr, *Z. Phys.* **251**, 152 (1972).
- J. Stenger *et al.*, *Nature* **396**, 345 (1998).
- L. E. Sadler, J. M. Higbie, S. R. Leslie, M. Vengalattore, D. M. Stamper-Kurn, *Nature* **443**, 312 (2006).
- T. Lahaye *et al.*, *Nature* **448**, 672 (2007).
- M. Inguscio, W. Ketterle, C. Salomon, *Ultracold Fermi Gases, Proceedings of the International School of Physics Enrico Fermi, Course CLXIV* (IOS Press, Amsterdam, 2008).
- M. Houbiers *et al.*, *Phys. Rev. A* **56**, 4864 (1997).
- L. Salasnich, B. Pozzi, A. Parola, L. Reatto, *J. Phys. At. Mol. Opt. Phys.* **33**, 3943 (2000).
- M. Amoroso, I. Meccoli, A. Minguzzi, M. Tosi, *Eur. Phys. J. D* **8**, 361 (2000).
- T. Sogo, H. Yabu, *Phys. Rev. A* **66**, 043611 (2002).
- R. A. Duine, A. H. MacDonald, *Phys. Rev. Lett.* **95**, 230403 (2005).
- I. Berdnikov, P. Coleman, S. H. Simon, *Phys. Rev. B* **79**, 224403 (2009).
- S. Zhang, H. Hung, C. Wu, preprint available at <http://arxiv.org/abs/0805.3031v4> (2008).
- L. J. LeBlanc, J. H. Thywissen, A. A. Burkov, A. Paramekanti, *Phys. Rev. A* **80**, 013607 (2009).
- Materials and methods are available as supporting material on *Science* Online.
- J. Kinast *et al.*, *Science* **307**, 1296 (2005).
- M. W. Zwierlein *et al.*, *Phys. Rev. Lett.* **91**, 250401 (2003).
- J. P. D'Incao, B. D. Esry, *Phys. Rev. Lett.* **94**, 213201 (2005).
- The interpretation of the loss rate is complicated because  $f(a, T)$  is unknown for  $k_F a \geq 1$ . The three-body rate  $f(a, T)$  is expected to be unitarity saturated for  $k_F a \gg 1$  (34). The lines in Fig. 2 indicate that the observed loss rate is consistent with unitarity saturation and a sudden drop at the phase transition, which occurs at large values of  $k_F a$  at higher temperature.
- Y. Shin, M. W. Zwierlein, C. H. Schunck, A. Schirotzek, W. Ketterle, *Phys. Rev. Lett.* **97**, 030401 (2006).
- T. Bourdel *et al.*, *Phys. Rev. Lett.* **91**, 020402 (2003).
- S. Gupta *et al.*, *Science* **300**, 1723 (2003).
- P. Nozières, S. Schmitt-Rink, *J. Low Temp. Phys.* **59**, 195 (1985).
- J. Carlson, S. Reddy, *Phys. Rev. Lett.* **95**, 060401 (2005).
- M. Babadi, D. Pekker, R. Sensarma, A. Georges, E. Demler, preprint available at <http://arxiv.org/abs/0908.3483> (2009).
- T. Weber, J. Herbig, M. Mark, H.-C. Nägerl, R. Grimm, *Phys. Rev. Lett.* **91**, 123201 (2003).
- Supported by NSF and the Office of Naval Research, through the Multidisciplinary University Research Initiative program, and under Army Research Office grant no. W911NF-07-1-0493 with funds from the Defense Advanced Research Projects Agency Optical Lattice Emulator program. G.-B.] and Y.-R.L. acknowledge additional support from the Samsung Foundation. We thank E. Demler, W. Hofstetter, A. Paramekanti, L. J. LeBlanc, and G. J. Conduit for useful discussions; T. Wang for experimental assistance; and A. Keshet for development of the computer control system.

#### Supporting Online Material

[www.sciencemag.org/cgi/content/full/325/5947/1521/DC1](http://www.sciencemag.org/cgi/content/full/325/5947/1521/DC1)  
Materials and Methods  
SOM Text  
Fig. S1  
References

1 June 2009; accepted 21 July 2009  
10.1126/science.1177112